

## Learn tech, business and creative skills online

### What is Lynda.com from LinkedIn?

Lynda.com is an online learning platform owned by LinkedIn. Your library card is your key to free access to thousands of instructional videos. Lynda.com is ready to teach you a wide variety of technology, business, and creative skills. Learn from recognized experts at your own pace, from your library, home, or office to achieve your personal and professional goals. You can stream Lynda.com content or download the app for offline viewing on your computer, TV, or mobile device.

### What devices work with Lynda.com—streaming or apps

- **Computers:** PC's running Windows 8 or higher, Mac's running OS X 10.9 or higher
- **Mobile devices\* (see note at end of guide):** Android tablets and smartphones running Android 4.0 and higher. iOS ipads and iPhones running iOS 7.0 and higher
  - Kindle Fire can only stream Lynda.com, not download content
- **TVs:** Apple TV and Airplay, Google Chromecast

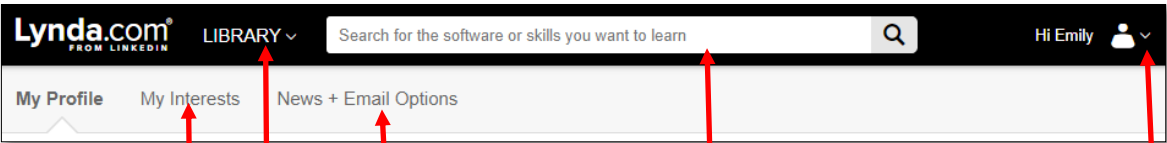
### How accessing Lynda.com content works

- There is no limit to the courses you can take from Lynda.com. All courses are available all the time.
- Lynda.com does not provide the software associated with course videos. It often does supply limited 'exercise' software files. You can still learn a great deal without owning the software, but you may want to consider purchasing and installing the software for a complete learning experience.
- When you have finished watching a course, a personalized Certificate of Completion is automatically generated for you to view, print, or share.

### Getting started

- Go to [www.bellinghampubliclibrary.org](http://www.bellinghampubliclibrary.org), click, 'Digital Library' then 'Learning Resources'. Click 'Visit Lynda.com'
- You will be prompted to enter your library card number and PIN (the PIN is usually the last four digits of your phone number). Click 'Log in'. You are ready to begin!

### Searching and Navigating



Get back to the home page

Tell Lynda your interests and they'll recommend courses for you

Hover for a subject classification list of courses. Click for an alphabetical list.

Sign up for enews

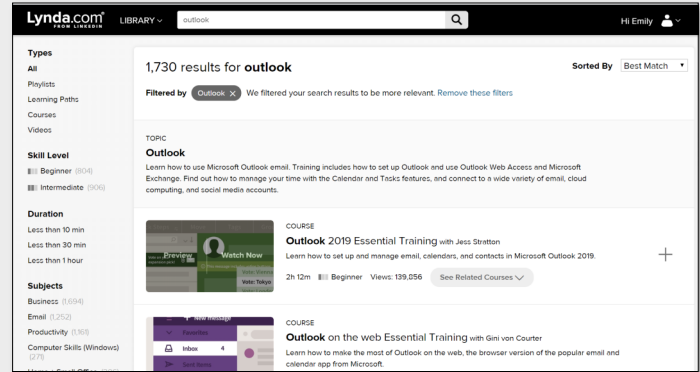
Keyword search for name of software or skills you want to learn. Use quote marks when searching a phrase

Access your account

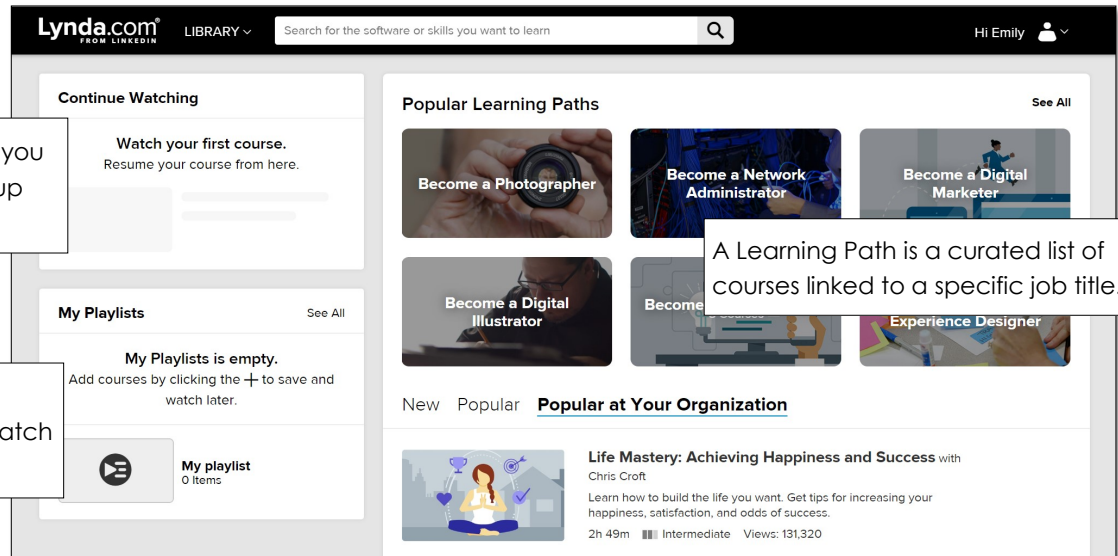
The screenshot shows the Lynda.com website header with the following elements: the Lynda.com logo, a 'LIBRARY' dropdown menu, a search bar with the placeholder text 'Search for the software or skills you want to learn', and a user profile section with 'Hi Emily' and a dropdown arrow. Below the header are navigation links for 'My Profile', 'My Interests', and 'News + Email Options'. Red arrows point from the callout boxes to these specific elements on the page.

## Filtering your searches

- Filter your search results to a playlist, a learning path, courses, or individual videos
- Choose your skill level
- Choose the video time duration



## Homescreen tools

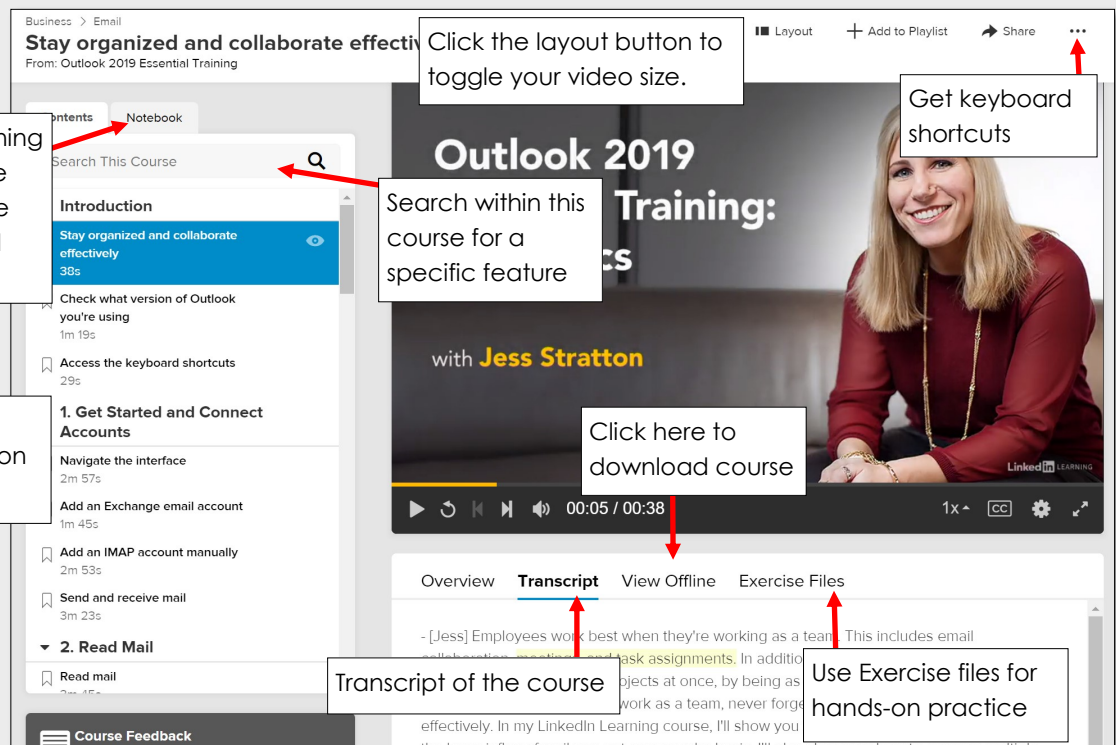


Keep track of courses you have taken and pick up where you left off.

Organize and prioritize courses you want to watch with a playlist.

A Learning Path is a curated list of courses linked to a specific job title.

## Course tools



Take notes while watching in split mode. Notes are linked to the video time code. Notes are saved with your account.

Take the whole course in sequence, or focus on a particular section.

Click the layout button to toggle your video size.

Get keyboard shortcuts

Search within this course for a specific feature

Click here to download course

Transcript of the course

Use Exercise files for hands-on practice

## **\*Using the app**

- LinkedIn Learning is in the process of allowing access to Lynda.com content without requiring a LinkedIn profile. Lynda.com will be in place until their new product launches. At this time of transition you may not be able to successfully download the Lynda.com app on a mobile device without a LinkedIn account. This will change in the near future.

Limitations when using the app:

- While it is convenient to download the Libby app and view courses offline, these features will not be present:
  - Exercise files
  - Notes
  - Transcripts
  - Bookmarks

### **Need more help? Ask Lynda.com or your Library**

- For help in Lynda.com, scroll to the bottom of the screen and click 'Support'. Use the search bar for specific topics or browse through the categories. The most helpful categories are: Lynda.com Apps, Online Library, Course Features, and Video Player & Playback.
- The library offers one-on-one Tech Basics Coaching sessions. Call **360-778-7323, ext 3** to sign up for the next available session. Bring your device with you and we will do our best to help you resolve any problems.